

2006 CABO® 52 Express Sportfisher

CABO Yachts, Inc.

Preliminary



Specifications
Standard Equipment
Option List

2006 CABO® 52 Express Sportfisher

CABO Yachts, Inc.

Specifications - Standard Equipment List

Preliminary-April 15, 2005

Hull

Bi-axial stitched fabric reinforcement
Boot striping - choice of colors
Bottom paint complete preparation - 2 coats epoxy, 2 coats anti-fouling paint, black standard
Entire hull Core-cell core, vacuum bagged
Molded fiberglass construction with superior ISO/NPG gelcoat finish and premium vinylester resins throughout
Stainless steel rub strip on face of white high density PVC rub rail
Trim tabs, fully recessed

Deck

Custom anchor roller assembly
Custom spring line cleats (4)
Forward mooring cleats (2), stainless steel
Molded fiberglass using polyester resin, bi-axial stitched fabric reinforcement and vacuum bagged core-cell construction
Molded-in non-skid surface
Premium quality molded-in white gelcoat finish
Stern cleats, stainless steel
Stern hawse pipes, stainless steel
Windlass, DC electric, remote switch at helm and deck switches
Windshield, tinted, heavy welded aluminum, construction finished. Includes electrically actuated vent
Windshield washers (3), fresh water supplied
Windshield wipers, (3) self parking with heavy duty pantograph arms

Cockpit

Aluminum reinforcing plate installed for mounting fighting chair
Bait prep center port side includes tackle storage, sink, rigging board, insulated ice box ready for optional refrigeration, lockers fitted with custom lid, stainless steel gas spring actuator, full length stainless steel piano hinge and lockable custom flush latches
Bait tank, 50 gallons, molded into transom
Cockpit scuppers
Courtesy lighting under gunwales
Fishboxes, large capacity, insulated with macerator pump out system
Freezer plates, AC system, in cockpit ice box
Gunwale padding, high density foam, white vinyl covered, mounted on tough 1/2" polyethylene backing board
Hatches, lazarette and fishboxes (2), heavy duty with gaskets and piano hinges
Rod-gaff racks starboard
Rod holders (5)
Storage boxes under gunwale (2)
Transom door with top gate, extreme duty polished stainless steel hardware
Washdown, fresh water and saltwater

Helm Deck

"L" shaped lounge port side and aft with lockable rod storage below and removeable table
Large tackle cabinet and storage area to starboard with ice maker area
Molded fiberglass helm deck with engine service hatch opens fully on hydraulic rams to access engine room
Sliding companion way door and fiberglass sea hood
Stereo speakers with volume control
Stidd helm seat, adjustable with vinyl-covered high density foam cushions, pedestal mount
Two Stidd matching chairs -starboard mounted on cabinet, port side cabinet mounted

Helm Console

Canvas console cover
Chromed bronze helm wheel
Compass with light, flush mounted
Complete custom engine instrument panel with audible warning system and hour meters
Custom switch panel
Fire and bilge water level alarms, audible
Navigation and electronics panel
Palm Beach pod mounted single lever electric controls

Mechanical

Bilge pumps, four automatic/manual and one automatic
Bonding system with transom zinc plate
Braided hose sleeves on all nylon hydraulic lines
Bright white bilge and engine room, gelcoat finish
Bronze high speed water intake scoops with integral sea water strainers
Double constant torque stainless steel clamps on engine exhaust hoses
Double hose clamps on all hose fittings where possible, stainless steel
Electric fuel priming pumps
Electronic controls with engine synchronizer with trolling valve control
Engine alarm system
Engine driven emergency bilge pump Y-valve on one engine
Engine room blowers (2) DC
Engine room ventilation fan, AC
Fire extinguishing system, automatic
Fresh water cooling on main engines
Fresh water hose bib, quick disconnect
Fresh water pump, AC, with backup fresh water pump, DC
High water bilge alarms (3)
Holding tank, with warning lights, macerator and dockside discharge
Metal braided fire-retardant fuel lines
Oil change system, mains, generator and transmission
Power steering
Propeller shafts, high strength stainless steel, double taper, couplers
Propellers, 5 blade nibral
Rudders, high strength bronze, with high-load bearings insuring low friction and precise control
Sea cocks, UL approved for marine application, bronze, fitted on all thru-hulls below water line
Stuffing boxes, drip less lip seal type
Water heater, stainless steel, AC

2006 CABO® 52 Express Sportfisher

CABO Yachts, Inc.

Specifications - Standard Equipment List

Preliminary-April 15, 2005

Electrical

20 KW freshwater-cooled diesel generator with sea-water strainer, remote start and gauge panel, water lift muffler, safety shut down system
50 ft. shore power cord with retractable Glendinning Cord Master, 220V, 50 amp
Battery charger 220AC/24VDC 65 amp with thermal cut out
Battery on/off switches, vapor proof
Bonding system
Cable television connection
Central vacuum
Custom AC electrical distribution panel with line voltage and load meter, reverse polarity light
Custom DC electrical distribution panel with battery voltage and load meters
Electronic supply at helm, 24 VDC and 12 VDC at 50 amps
Engine room lights, DC and AC
Ground fault circuit interrupter receptacles protected throughout boat
Horn, dual air trumpet. Horn compressor-installed, dual air trumpets-not installed
Interior lighting, DC and AC
Navigation lights, International
Telephone shore connection with one outlet, salon

Main Cabin

AC duplex outlet/GFI protected
Air conditioning/heat, dual zone, 24,000 BTU, 220 VAC
Custom entertainment center with Bose Lifestyle 38 surround sound AM/FM/CD/DVD
Deck hatch with retractable shade
Deep pile carpet
Designer interiors, high quality selection available
Flat screen, LCD, television
Interior wood, teak, superbly joined and finished
Lighting, DC and AC
Positive latches used on cabinet doors and drawers
Pull out double hide-a-bed beneath aft settee
Upgraded ultra nylon fabrics on saloon settee

Galley

AC duplex outlet/GFI protected
Ceramic cook top, two burner, recessed with Corian cover
Corian counter top with custom Corian sea rails
Counter top lighting - recessed halogen AC
Sub Zero refrigerator
Sub Zero freezer

Garbage disposal
Microwave/convection oven
Positive latches used on cabinet doors and drawers
Pull out stainless steel rack shelves
Sink, deep/custom Corian
Storage compartments and drawers throughout
Trash receptacle compartment

Forward Stateroom

AC duplex outlet/GFI protected
A/C controls with 10,000BTU capacity
Built in safe for documents and valuables
Choice of island double berth with 5" mattress, coverlets or 3 single berths
Custom built-in TV
Drawers operate on sliders
Flush mount clock
Fore deck hatch with retractable shade
Hanging lockers, port and starboard cedar lined
Island double bed with 5" mattress, coverlets
Port and starboard rod storage locker for up to 8 rods
Positive latches used on cabinet doors and drawers
Recessed halogen lights, AC and DC
Stereo speaker with volume control
Storage compartments and large drawers below bed

Guest Stateroom

Air conditioning with slave control
Dresser with custom wall mounted mirror
Locker for optional washer/dryer
Overhead lighting, AC and DC
Reading lights, DC
Two single berths or double VIP berth

Forward Head Compartment

AC duplex outlet/GFI protected
Corian counter top, custom with Corian sink
Custom vanity with storage cabinet
Designer faucets and shower fixtures
Head, Sealand Vacuflush electric
Lighting, DC and AC
Mirror
Positive latches used on cabinet doors and drawers
Separate stall shower with automatic shower sump pump
Toiletry storage cabinet, Corian framed with sliding mirror doors
Ventilating hatch in deck

Safety Equipment/Delivery Kit

Anchor, 20' chain, 250' rode, life jackets, throwable P.F.D., fire extinguisher, docklines, fenders, distress signaling device, flashlight, emergency horn, first aid kit, bell.

Prices and specifications subject to change without notice.
Prices F.O.B. Adelanto, CA

2006 CABO® 52 Express Sportfisher

CABO Yachts, Inc.

Option List

Preliminary-April 15, 20005

Specifications

Length overall (including bow pulpit)	54'-11"
Hull length	52'-1"
Beam (Extreme)	17'-9"
Draft	4'-2"
Transom deadrise	16
Dry weight	55,950 lb
Fuel	1400 gal.*
Water	200 gal.*
Berths	6-8

*Approximate measure

Engine Options

Twin MAN V12-1360CRM, 1340 HPm, 21.9 L (1338 cu.in.), V-12 cylinder, 4 cycle, 2300 RPM, common rail injection, turbocharged and after cooled, fresh water cooled marine diesel engines. ZF 2050A transmissions with trolling valves. MAN electronic controls with synchronizer and trolling valve control. Backup control panel. MAN color electronic displays.

High Performance Package

Twin MTU 10V2000 M93, 1523 HPm, 22.3 L (1361 cu.in.), V-10 cylinder, 4 cycle, 2450 RPM, common rail injection, turbocharged and after cooled, fresh water cooled marine diesel engines. ZF 2050A transmissions with trolling valves. MTU ADEC electronic controls with synchronizer and trolling valve control. Backup control panel. MTU ADEC electronic displays.

Twin MAN V12-1550CRM, 1550 HPm, 21.9 L (1338 cu.in.), V-12 cylinder, 4 cycle, 2300 RPM, common rail injection, turbocharged and after cooled, freshwater cooled marine diesel engines. ZF 2050A transmissions with trolling valves. MAN electronic controls with synchronizer and trolling valve control. Backup control panel. MAN color electronic displays.

Twin Caterpillar C32, 1550 HPm, 32.1 L (1958.8 cu.in.), V-12 cylinder, 4 cycle, 2300 RPM, Hydraulic Electronic Unit Injection (HEUI), turbocharged and after cooled, fresh water cooled, marine diesel engines. ZF 2050A transmissions with trolling valves. Caterpillar electronic controls with synchronizer and trolling valve control. Backup control panel. Caterpillar Marine Power displays.

See order form for pricing

Interior Fabric Upgrade

Leather sofa (finest full grain)

Interior Options

Teak and holly sole in lieu of carpet

Alternate color Corian, in lieu of standard Fossil color

Forward stateroom: island double bed -or- 3 single berths

Forward stateroom sheet set

Guest stateroom: VIP double bed -or- 2 single berths

Guest stateroom sheet set

General Options

Hull color other than white*

Rails, West coast style
Polished stainless steel or aluminum

Rails, East coast style
Polished stainless steel or aluminum (standard)

Swim platform (fiberglass)

Swim platform ladder, stainless steel

Double Stidd helm chair

Ice maker in helm deck starboard cabinet

* Cabo Yachts, Inc. limited warranty does not cover or extend to any gelcoat finishes. Colored gelcoat finishes are susceptible to fading.

2006 CABO® 52 Express Sportfisher

CABO Yachts, Inc.

Option List

Preliminary- April 15, 2005

Mechanical and Miscellaneous Equipment

Hot and cold hand held shower in cockpit

Helm deck, A/C - 30,000 BTU

400 gallon per day reverse osmosis Sea Recovery®
water maker

700 gallon per day reverse osmosis Sea Recovery®
water maker

Electronic engine gauge panel in engine room

Auxiliary, 12VDC distribution panel for electronics

Propsmith™ propeller installation and removal tool

Cockpit controls

Reverso fuel polishing system

Refrigerator plates, AC system, installed in cockpit fishbox

Ice machine plumbed to port side fishbox

8KW backup generator

Washer/dryer (not available in layout #1)

Special Instructions

Interior and Color Selections

Hull color: _____

Boot stripe color: _____

Bottom paint color: _____

Interior selection: _____

Corian color, if not standard (Fossil): _____

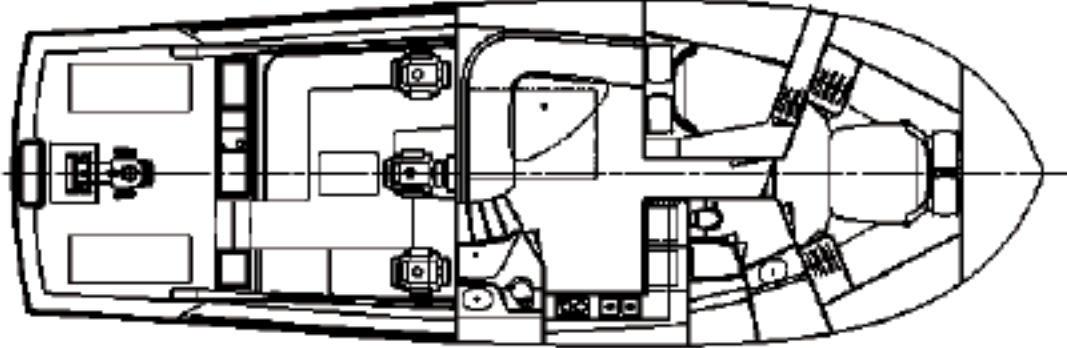
2006 CABO® 52 Express Sportfisher

CABO Yachts, Inc.

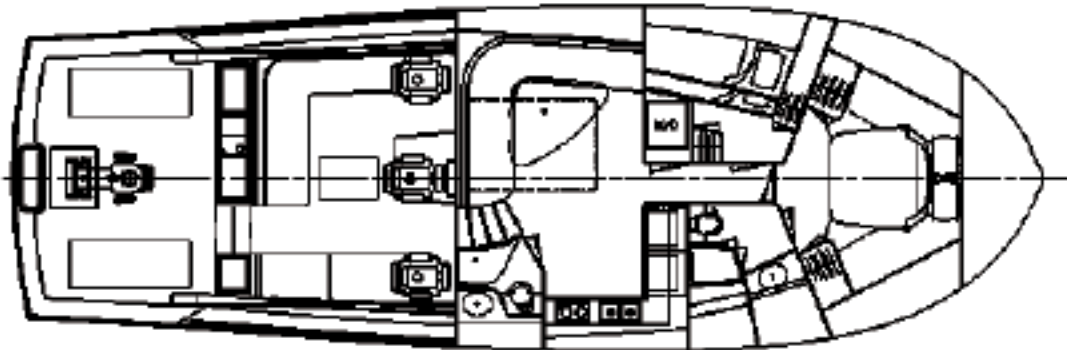
Line Drawing

Preliminary-April 15, 2005

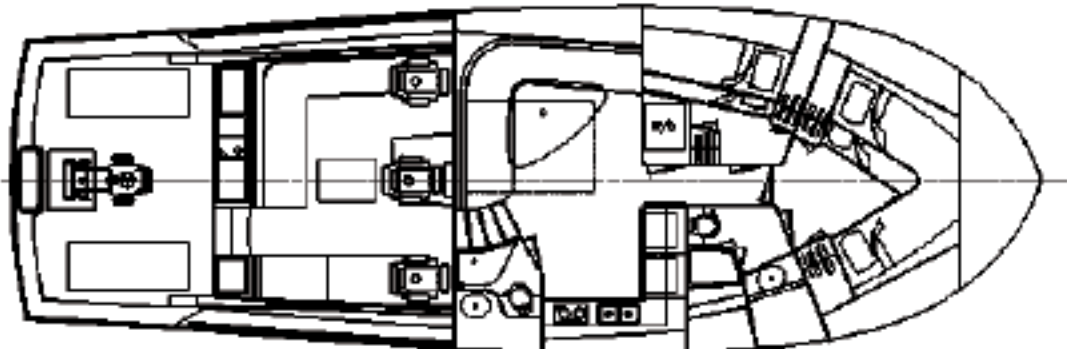
52 EXPRESS ARRANGEMENTS



LAYOUT 1
FORWARD STATEROOM WITH ISLAND DOUBLE
GUEST STATEROOM WITH VIP DOUBLE



LAYOUT 2
FORWARD STATEROOM WITH ISLAND DOUBLE
GUEST STATEROOM WITH 2 SINGLE BERTHS



LAYOUT 3
FORWARD STATEROOM WITH 3 SINGLE BERTHS

CABO® Yachts, Inc.

9780 Rancho Road
(760) 246-8917

Web: www.caboyachts.com

Adelanto, CA 92301

fax (760) 246-8970

E-Mail: info@caboyachts.com