

2005 CABO® 48 Flybridge Sportfisher

CABO Yachts, Inc.

April 15, 2005



Specifications
Standard Equipment
Option List

2005 CABO® 48 Flybridge Sportfisher

CABO Yachts, Inc.

Specifications - Standard Equipment List

April 15, 2005

Hull

Bi-axial stitched fabric reinforcement
Boot striping - choice of colors
Bottom paint complete preparation - 2 coats epoxy, 2 coats anti-fouling paint, black standard
Core-cell core from upper chine to sheer, vacuum bagged
Hull finished inside with white polyester gelcoat
Molded fiberglass construction with superior ISO/NPG gelcoat finish and premium vinylester resins throughout
Solid fiberglass bottom construction
Stainless steel rub strip on face of white high density PVC rub rail

Deck

Custom anchor roller assembly
Custom deck rails, aluminum, East coast style
Custom spring line cleats (4)
Molded fiberglass using polyester resin, bi-axial stitched fabric reinforcement and vacuum bagged core-cell construction
Molded-in non-skid surface
Premium quality molded-in white gelcoat finish
Stern cleats, stainless steel
Stern hawse pipes, stainless steel
Storage boxes under gunwale
Windlass, DC electric

Cockpit

Access door to engine room with ladder from cockpit
Aluminum reinforcing plate installed for mounting fighting chair
Bait tank, 48 gallons, molded into transom
Bait prep center port side includes sink, rigging board and tackle storage, fitted with custom lid, gas spring actuator, full length stainless steel piano hinge and custom latch
Cockpit scuppers
Courtesy lighting under gunwales
Fishboxes, large capacity, insulated with macerator pump out system
Gunwale padding, high density foam, white vinyl covered, mounted on tough 1/2" polyethylene backing board
Hatches, lazarette and fishboxes (2), heavy duty with gaskets and piano hinges
Rod-gaff racks starboard
Rod holders (5)
Transom door with top gate, extreme duty polished stainless steel hardware
Washdown, fresh water
Washdown, saltwater

Safety Equipment

Anchor, 25' chain, 250' rode, life jackets, throwable P.F.D., fire extinguisher, docklines, fenders, distress signaling device, flashlight, emergency horn, first aid kit, bell.

Flybridge

Bench seat forward of console with cushions and storage
Bridge ladder with safety rails to match deck rails, custom welded with 5 rocket launchers
Chromed bronze helm wheel
Compass with light, flush mounted
Complete custom engine instrument panel, electronic display, polished stainless steel
Custom switch panels
Fire and bilge water level alarms, audible
Forward storage lockers
Large electronics console, custom molded
Palm Beach pod mounted single lever electronic controls
Pedestal mounted ladder back helm and companion chairs, adjustable
Stereo speakers with volume control
Storage cabinet at helm
Tournament style configuration

Mechanical

Aircraft type braided fuel lines
Bilge, bright white linear polyurethane finish
Bilge pumps, four DC automatic/manual and one automatic
Bonding system with transom zinc plate
Bronze high speed water intake scoops with integral sea water strainers
Double constant torque stainless steel clamps on engine exhaust
Double hose clamps on all hose fittings where possible, stainless steel
Dual engine room circulation fans, AC
Electric fuel priming pumps
Electronic controls with trolling valves, engine synchronizer and electric back up
Emergency Y-valve bilge pump on one engine
Engine alarm system
Engine room blowers, (2) DC
Engine room sound insulation, high density barrier/foam
Fire extinguishing system, automatic
Fresh water cooling on main engines
Fresh water hose bib, quick disconnect
Fresh water pump, AC, with backup fresh water pump, DC
High water bilge alarms
Holding tank with monitor, macerator, overboard and dockside discharge
Oil change system, mains, generator and transmission
Power steering
Propeller shafts, high strength stainless steel, double taper, couplers
Propellers, 4 blade nibral
Rudders, high strength bronze installed with high-load bearings insuring low friction and precise control
Sea cocks, UL approved for marine application, bronze, fitted on all thru-hulls below water line
Stuffing boxes, drip less lip seal type
Trim tabs, fully recessed
Water heater, stainless steel, AC, 11 gallon

2005 CABO® 48 Flybridge Sportfisher

CABO Yachts, Inc.

Specifications - Standard Equipment List

April 15, 2005

Electrical

10 KW freshwater-cooled diesel generator with sea-water strainer, remote start and gauge panel, water lift muffler, safety shut down system
Generator is not intended to supply power for all standard and optional equipment. Load must be limited to generator output
50 amp battery charger, automatic
50 ft. shore power cord with retractable Glendinning Cord Master, 220V, 50 amp
Battery on/off switches, vapor proof
Bonded electrical system
Cable capable television system with cable connection
Custom AC electrical distribution panel with line voltage and load meter, reverse polarity light
Custom DC electrical distribution panel with battery voltage and load meter
Electronic supply at helm, 24 VDC and 12 VDC at 50 amp
Engine room lights, DC and AC
Ground fault circuit interrupter receptacles throughout boat
Horn, air trumpet
Ice maker
Interior lighting, DC and AC
Navigation lights, International- not installed
Telephone shore connection with outlet, salon
Washer/dryer

Main Cabin

AC duplex outlet/GFI protected
Access hatch in galley to below deck storage space
Air conditioning/heat, dual zone
Central vacuum cleaning system
Custom entertainment center with flatscreen TV and Bose Lifestyle 38 AM/FM/CD/DVD stereo surround sound system
Deep pile carpet
Designer interiors, high quality selection available
Indirect lighting, DC
Interior wood, teak, superbly joined and finished in satin varnish
Lighting, DC and AC
Positive latches used on cabinet doors and drawers
Upgraded ultra nylon fabrics on salon settee

Galley

AC duplex outlet/GFI protected
Ceramic cook top, two burner, recessed with Corian cover
Corian counter top with custom Corian sea rails
Corian sink
Counter top lighting DC - recessed halogen AC
Garbage disposal
Microwave/convection oven
Positive latches used on cabinet doors and drawers
Storage compartments and drawers throughout
Sub-Zero freezer, 2 drawers, AC, below counter
Sub-Zero refrigerator, 2 drawers, AC, below counter
Ventilation fan
Water gauge

Midship Master Stateroom

AC duplex outlet with clock, GFI protected
A/C controls
AM/FM/CD/DVD stereo system, DC
Bedsread
Custom carpeting
End tables (2) with lamps
Flat screen TV
Flush mount wall clock
Hanging locker, cedar lined
Island double berth
Overhead lighting, AC and DC
Pillow shams
Reading lights, DC
Storage under berth accessed through gas assisted lift
Vinyl headliner

Master Head Compartment

AC duplex outlet/GFI protected
Corian counter top, custom
Custom vanity with storage cabinet
Head, Sealand Vacuflush electric
Overhead lighting, AC
Positive latches used on cabinet doors and drawers
Separate stall shower with automatic shower sump pump
Toiletry storage cabinet, Corian framed with sliding mirror doors
Vanity lighting, DC

Forward Guest Stateroom

AC duplex outlet/GFI protected
A/C controls
Access to anchor rope locker
Adjoining private head with stall shower
Double bed with 5" mattress, coverlets
Electronic wall safe
Flush mount clock
Fore deck hatch with retractable shade
Hanging locker, port
Positive latches used on cabinet doors and drawers
Recessed halogen lights, AC and DC
Starboard rod storage locker for up to 5 rods
Stereo speakers with volume control
Storage compartments and large drawers below bed

Guest Head Compartment

AC duplex outlet/GFI protected
Corian counter top, custom
Custom vanity with storage cabinet
Head, Sealand Vacuflush electric
Overhead lighting, AC and DC
Positive latches used on cabinet doors and drawers
Separate stall shower with automatic shower sump pump
Toiletry storage cabinet, Corian framed with sliding mirror doors
Vanity lighting, AC

Aft Guest Stateroom

Bedsreads, 2 single berths
Custom carpeting
Drawers under berth
Hanging locker, cedar lined
Overhead light, AC and DC
Pillow shams
Reading lights, DC
Vinyl headliner

2005 CABO® 48 Flybridge Sportfisher

CABO Yachts, Inc.

Option List

April 15, 2005

Specifications

Length overall (including bow pulpit)	50'-7"
Hull length	47'-7"
Beam (extreme)	15'-8"
Draft	4'
Transom deadrise	11 1/2°
Displacement (Lt)	45,000 lb
Fuel	1,020 gal.*
Water	100 gal.*
Cabin headroom	6'-8"
Berths	6

* approximate measure

Engine Options

Twin MAN R6-800CRM, 800 HPm, 12.8 L (781 cu.in.), in-line 6 cylinder, 4 cycle, 2300 RPM, common rail injection, turbocharged and after cooled, fresh water cooled marine diesel engines. ZF 325A transmissions with trolling valves. MAN electronic controls with synchronizer and trolling valve control. Backup control panel. MAN color electronic displays.

High Performance Package

Twin MAN V8-900CRM, 900 HPm, 14.6 L (892 cu.in.), V-8 cylinder, 4 cycle, 2300 RPM, common rail injection, turbocharged and after cooled, fresh water cooled marine diesel engines. ZF 350A transmissions with trolling valves. MAN electronic controls with synchronizer and trolling valve control. Backup control panel. MAN color electronic displays.

Twin Caterpillar C18, 1015 HPm, 18.1 L (1106 cu.in.) in-line 6 cylinder, 4 cycle, 2300 RPM Mechanical Electronic Unit Injection (MEUI), turbocharged and after cooled, fresh water cooled, marine diesel engines. ZF 510A transmission with trolling valves. Caterpillar electronic controls with synchronizer and trolling valve control. Backup panel. Caterpillar Marine Power displays. 5 blade propellers, 2.75" shafts.

Twin MAN V10-1100CRM, 1100 HPm, 18.3 L (1115 cu.in.), V-10 cylinder, 4 cycle, 2300 RPM, common rail injection, turbocharged and after cooled, fresh water cooled marine diesel engines. ZF 510A transmissions with trolling valves. MAN electronic controls with synchronizer and trolling valve control. Backup control panel. MAN color electronic displays.

See order form for pricing

Interior Options

Teak and holly sole in lieu of carpet

Alternate color Corian countertop, in lieu of standard Fossil color

Sheet set

Interior Fabric Upgrade

Leather sofa (finest full grain)

Sportfishing Options

110V cockpit freezer

Refrigeration plate, AC system, installed in cockpit fishbox

Ice machine plumbed to port side fishbox

4 additional rocket launchers on bridge rail, totaling 9. (Aluminum rail set)

4 additional rocket launchers on bridge rail, totaling 9. (Stainless steel rail set)

Window in bait tank

Generator Upgrades*

12.6 KW Westerbeke freshwater-cooled diesel generator with seawater strainer, remote start and gauge panel, water muffler, safety shutdown with sound shield

15 KW Westerbeke freshwater-cooled diesel generator with seawater strainer, remote start and gauge panel, water muffler, safety shutdown with sound shield

* Generator is not intended to supply power for all standard and optional accessories. Load must be limited to generator output rating.

General Options

Hull color other than white*

Rails, West coast style
Polished stainless steel or aluminum

Rails, East coast style
Polished stainless steel or aluminum (standard)

Swim platform (fiberglass)

Swim platform ladder, stainless steel

Flat screen T.V./DVD in forward guest stateroom

* Cabo Yachts, Inc. limited warranty does not cover or extend to any gelcoat finishes. Colored gelcoat finishes are susceptible to fading.

2005 CABO® 48 Flybridge Sportfisher

CABO Yachts, Inc.

Option List

April 15, 2005

Mechanical and Miscellaneous Equipment

Shrink wrap for export

Hot and cold hand held shower in cockpit

700 gallon per day reverse osmosis Sea Recovery®
water maker

Electronic engine gauge panel in engine room

Auxiliary, 12VDC distribution panel for electronics

Propsmith™ propeller installation and removal tool

Cockpit controls

Reverso fuel polishing system

Special Instructions

Interior and Color Selections

Hull color: _____

Boot stripe color: _____

Bottom paint color: _____

Interior selection: _____


Corian color, if not standard (Fossil): _____

2005 CABO® 48 Flybridge Sportfisher

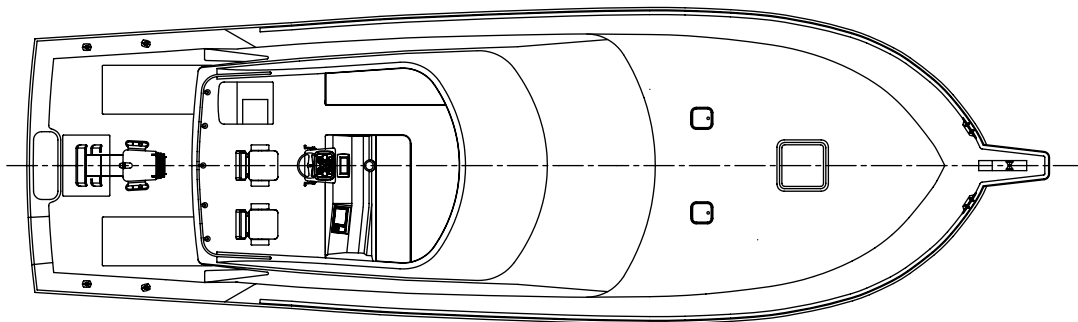
CABO Yachts, Inc.

Line Drawing

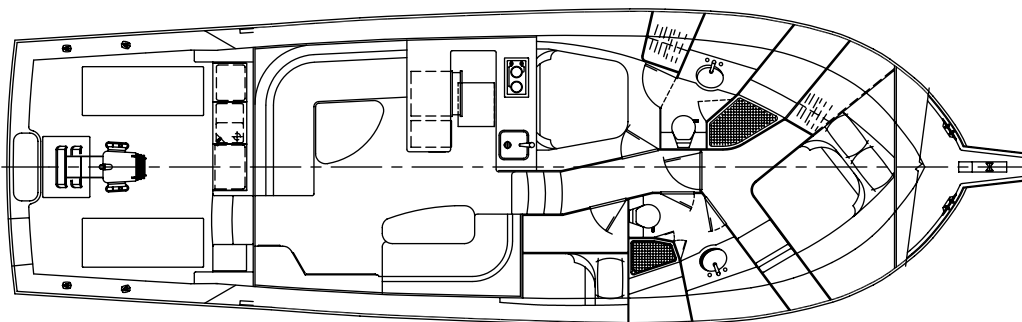
April 15, 2005



Cabo 48 Flybridge Profile



Cabo 48 Flybridge Deck Layout



Cabo 48 Flybridge Interior Layout

CABO® Yachts, Inc.

9780 Rancho Road
(760) 246-8917

Adelanto, CA 92301
fax (760) 246-8970

Web: www.caboyachts.com

E-Mail: info@caboyachts.com